

# Knot



# News

INTERNATIONAL GUILD OF KNOT TYERS - PACIFIC AMERICAS BRANCH

February 2003

Joseph Schmidbauer-Editor

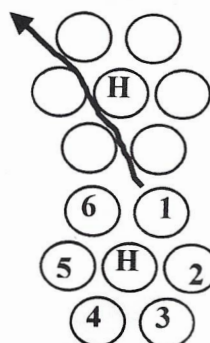
Issue #37

## Lock-Tuck Liverpool Splice or Blood on the Wire

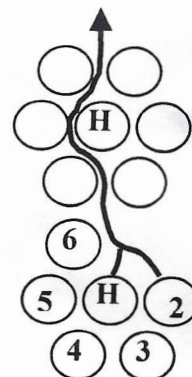
A Primer by José Hernández-Juviel

- WEAR EYE PROTECTION!!!!
- Don't wear gloves - bleed like the rest of us and get a tetanus shot.
- Tail length = 30 diameters of the wire you're splicing. (e.g. if you have 1/2" wire the tail length is 15")
- The tucking sequence is: 2, 3, 2, 1, 1, 1. (i.e. the first tuck goes under 2 strands, the second tuck goes under 3 strands, etc... see diagrams)
- The spike should enter the standing part of the wire in the opposite direction that you want the working end to go.
- Always enter the wire (working end) under the spike where the spike exits the standing part.
- Pull the working end through taut and use the spike to shuttle it down into position as you continue to pull on the working end.
- Enter the strands in order 1 through 6. Then add all the additional tucks per strand before going on to the next strand.
- Strands 1, 3, and 5 each get 4 tucks.
- Strands 2, 4 and 6 each get 5 tucks.
- Enter the heart with strand 2.
- You must immediately break the lays of strands 5 and 6 upon entering.
- When you have finished all the tucks for all the strands, bury the heart and cut it off just below the lowest strand exit point.

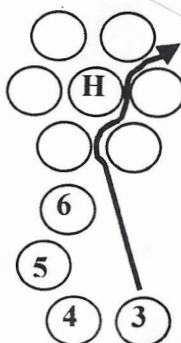
Step 1



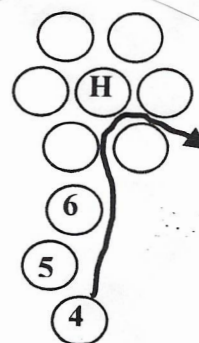
Step 2



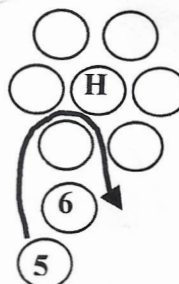
Step 3



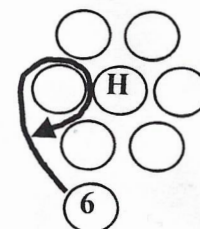
Step 4



Step 5



Step 6



### Branch Bits

The year 2003 is upon us and I would like to take a little time to examine the state of the IGKT - Pacific Americas Branch.

We presently have 60 members and they are:

#### *Alaska*

David "Deuce" Audette - Sitka  
Louie Bartos - Ketchikan  
Dan Callahan - Anchorage  
Don Vanderwal - Chicken

#### *California*

Darrell Ausherman - Torrance  
Harley Babbitz - San Diego  
Charlie Bell - Westminster  
Robert Blanchard - Sunland  
Robert Bosch - Eureka  
Cliff Case - San Ysidro  
Yvonne Chang - Malibu  
David Clark - San Diego  
Dean Cole - Laguna Niguel  
Patricia Dunn - El Dorado Hills  
Tillie Easton - Los Angeles  
Tom Gergen - Fountain Valley  
Ed Haegele - Yuba City  
Richie Hakim - Palos Verdes  
Stan Harris - Marina Del Ray  
Jose Hernandez-Juviel - San Pedro  
Alex Kleider - Bolinas  
Ed Koepsel - Hemet  
Youngmin Lee - Pleasanton  
Chris Letsche - San Francisco  
David Meredith - El Sobrante  
Tom Mortell - Costa Mesa  
Dr. Ross Munnerlyn - Brea  
Marie Ortiz - Ventura  
Dan Peisker - Redding

Rudy Petschek - Nevada City  
Lindsey Philpott - Long Beach  
Willard Salmons - Santa Clara  
Harold Schapiro - Pacific Palisades  
Joe Schmidbauer - Corona  
Joe Soanes - Huntington Beach  
Sylvia Wike - San Marino  
Jimmy Ray Williams - Gardena

#### *Florida*

John Paul Simons - South Miami

#### *Indiana*

John Williams - Salem

#### *Ohio*

Bob Solon - Toledo  
Kyle Wolter - Clinton

#### *Oklahoma*

Mike Storch - Morris

#### *Oregon*

Clint Funk - McMinneville  
Maggie Machado - Scappouse  
Richard Woodfin Jr - Sherwood

#### *Pennsylvania*

Dan Cashin - Havertown

#### *South Carolina*

E.J. "Skip" Dickens - Gilbert

#### *Virginia*

Marty Combs - Chesapeake

#### *Washington*

Dennis Armstrong - Redmond  
Roy Chapman - Marblemount  
Robert Leggate - Seattle  
David Peters - Lummi Island  
Don Rempe - Mercer Island  
Bob Schwartz - Spokane  
Brion Toss - Port Townsend

#### *Wyoming*

Mike Hickey - Lonetree

#### *Belgium*

Gert "Willy" Willaert - Nobressart

#### *Canada*

Craig Macdonald - Delta

#### *Spain*

Alberto Alamo Mendoza - Canary Islands

#### *England*

Des & Liz Pawson - Ipswich

Yes, I know, I know, some of these members aren't in the "Pacific Americas" local but we won't hold that against them will we? A complete PAB Membership List with addresses, phone numbers and emails is available upon request to the Secretary. The 2002 "pledge drive" was a success and we continue to be financially sound.

### PAB 2002 Banking Register

|                                                                                                    |            |
|----------------------------------------------------------------------------------------------------|------------|
| Balance 1/1/02                                                                                     | \$1,488.19 |
| Deposits                                                                                           | \$2,018.61 |
| Guild Dues (pass through)                                                                          | \$ 621.00  |
| Expenses                                                                                           | \$1,813.82 |
| (Reimbursements, web site, eBay, digital camera, award plaque, picture frames, plastic containers) |            |
| Printing                                                                                           | \$ 150.98  |
| Postage                                                                                            | \$ 435.40  |
| Bank Service Charge                                                                                | \$ 134.61  |
| Balance 12/31/02                                                                                   | \$ 871.25  |

### Officers

|                       |                     |
|-----------------------|---------------------|
| Lindsey Philpott      | President           |
| Joseph Schmidbauer    | Secretary/Treasurer |
| Jose Hernandez-Juviel | Librarian           |



It was suggested at the last monthly meeting to make a picture record of the PAB knot collection. This way those members not able to admire them in person will still be able to view the pieces and get inspired to make yet more contributions of finished knotted items. To this end we purchased a refurbished Olympus D-40 digital camera with Branch funds. This is a \$799.00 that was bought on eBay for \$389 (plus shipping). If all goes as planned we should have a respectable photo record in a short while.

Another suggestion brought up at the meeting was to create a book written by PAB members to capture our collective knowledge for future reference. Lindsey Philpott has worked up a first draft of a Table of Contents and here is what it looks like so far:

### Volume 1 History and Lore of Knotting

Chapter 1 History of Knotting to 5000 BP  
 Chapter 2 History of Knotting from 5000 to 500 BP  
 Chapter 3 History of Knotting from 500 to 100 BP  
 Chapter 4 History of Knotting from 100BP to Present  
 Chapter 5 Knotting Lore  
 Chapter 6 History of IGKT  
 Glossary  
 Bibliography  
 Index

### Volume 2 Rope Structure and Knot Structure

Chapter 1 Basic Materials  
 Chapter 2 Types of Rope Structure  
 Chapter 3 Knot Structure and Nomenclature  
 Chapter 4 Naming Conventions on Other than English  
 Chapter 5 Forensic Applications  
 Glossary  
 Bibliography  
 Index

### Volume 3 Regular Knots

Chapter 1 Knots, Bends and Hitches  
 Chapter 2 Knots  
 Chapter 3 Bends  
 Chapter 4 Hitches  
 Chapter 5 Lashings and Whippings  
 Glossary  
 Bibliography  
 Index

### Volume 4 Decorative Knots

Chapter 1 Flat Knots  
 Chapter 2 Weaves  
 Chapter 3 Knob Knots  
 Chapter 4 Knot Figures  
 Glossary  
 Bibliography  
 Index

### Volume 5 Tools of the Trade

Chapter 1 Fids  
 Chapter 2 Marlinspikes  
 Chapter 3 Rope Machines  
 Chapter 4 Ancillary Tools  
 Glossary  
 Bibliography  
 Index

Lindsey adds these comments: "As promised, here is the outline of what my first thoughts are, as to what could go into each volume of a book for our members. It still needs work and a suitable structure of how it all will be formulated. Can you provide me with feedback on what your thoughts are and also on what I have missed that we really should include? We will of course have example pictures dotted throughout our volumes of our present knotting collection. My initial thought was that it should be a three-ring binder style - does that make sense to you all? Does it make more sense to make this a CD-ROM as well as the hard copy books?

Lots to talk about, so please do let me know when you can."



The PAB library is also available to all members and our collection continues to grow with welcome contributions. A complete list can be obtained from our Librarian upon request. All books are loaned for a reasonable amount of time and should be returned when finished. Which reminds me, we are missing our copy of *A Fresh Approach to Knotting and Ropework* by Charles Warner. I remember mailing it out to someone but I can't remember to whom. No, I didn't keep a record because I rely on each member's good graces to return each book when finished. If, by mistake, you still have this book in your possession could you please send it back?

The Librarian Jose Hernandez-Juviel now has a new email address: Jose@knotnerd.com

**Dr. Ross Munnerlyn** of California sent in this suggestion on a future structure of the PAB:

"In a recent *Knot News*, you requested some feedback. I propose the following:

1. That an annual stipend is offered to the person or persons who serve in the following positions:

A. President: \$50.00 annual stipend and complimentary dues for both the PAB and the IGKT as an Annual Regular Member for each year service as president.

B. Secretary: \$100.00 annual stipend and complimentary dues for both the PAB and the IGKT as an Annual Regular Member for each year of service as secretary.

C. Treasurer: \$100.00 annual stipend and complimentary dues for both the PAB and the IGKT as an Annual Regular Member for each year of service as Treasurer.

D. Editor of *Knot News*: \$200 annual stipend and complimentary dues as an Annual Regular member for both the PAB and the IGKT for each year of service as editor.

E. Librarian: \$50.00 annual stipend and complimentary dues for both the PAB and IGKT for each year of service as the librarian.

If a member serves the PAB in more than one position, then the sum of those stipends would be offered to that person for the year that the service is rendered.

The annual stipend cost to the PAB would be \$500.00. This total, albeit a significant part of our annual budget, is really a small acknowledgement of the big part that these positions play in keeping the PAB running.

2. That a new structure for dues be implemented according to a similar structure outlined below:

A. Annual Associate Membership: \$15.00 annual dues. Associate members have all the rights and privileges as regular members except voting rights and participation in any type of special programs. Associate members would receive the newsletter

B. Annual Regular Membership: \$25.00 annual dues. Regular members would enjoy all the rights and privileges including voting rights. Regular membership status would be required for any type of ranking system that may be installed in the future.

C. Annual Regular Family Membership: \$40.00 annual dues. Regular Family membership would provide all the rights of the PAB to all of the immediate members of one's family.

D. Lifetime Membership: \$300.00 one-time dues. Lifetime membership would provide all the

rights and privileges of the PAB to an individual member for the duration of his/her natural life. The names of the Lifetime members would be engraved on an "Appreciation Plaque" and displayed at the AGM and displayed at the AGM. A "Certificate of Acknowledgement" would be issued to Life members and signed by the current president, secretary of the PAB and/or any charter members."

[Here is a rebuttal to these ideas from the Loyal Opposition: "As much as I enjoy the idea being paid for the efforts of keeping the PAB going and growing, we aren't that large or wealthy enough to entertain these kind of notions. As you can see from the explanation of our current bank balance, a scheme like this would soon bankrupt us. The idea of raising dues is also somewhat suspect because we have lost a number of paying members because they have felt that our dues were too high. Raising the dues higher yet would, possibly, make more people leave and maybe scare off other prospective members as well.

Carrying on the PAB is a labor of love, what else can it be? Knotting is an unusual hobby with a limited interest among the general population. If we had a larger membership to draw upon I could see a scheme like this working but since we do not we must muddle along as best we can. With the limited budget we have, we have not done too badly. We brought Brion Toss to San Pedro to lecture at our AGM and also paid to bring past IGKT President Brian Field from England as well.

Ideas like Dr. Munnerlyn's are most welcome even so and I would like to like to hear from other members what they think of it."

Joe Schmidbauer – Secretary/Treasurer]



A lot of responses came in answer to the puzzle that was in the last issue of KN asking what kind of vessel would make use of a bronze marlinspike? Joe Soanes commented that it really is not bronze at all but a beryllium-copper alloy. Everyone got the right idea that it was used so as not to create a spark. Charlie Bell and Joe also gave the correct answer that they were used on Navy Minesweepers. Clint Funk suggested a lighter-than-air ship filled with hydrogen like the Hindenburg. Bob Solon thought it might be because of a cargo of munitions and Roy Chapman thought it might be of guano. Karl Bareuther had the idea it might have been used on Tankers or Oilers.

Thanks to all who participated and to Louie Bartos for the fun.



### From the Mail Bag

**Bob Solon** of **Ohio** sent in this note: "I wish I could tell you I have been busily completing rope projects galore. That is not the case. Last Saturday I used some variegated nylon twine to put a 5x4 TH on a small flashlight. Then I whipped the handle. My sister requested something made of the stuff. I am getting too old and crotchety for working with this kind of junk. Too small and too many colors running into each other. Give me something for bigger fingers and of only one color.

Recently I discovered the ultimate doorstopper. It is a 16lb bowling ball, purchased at a garage sale for 25¢. It cries out for a monkey's fist around it with a coxcombed handle. That won't roll away too easily. It might, also, be used to destroy buildings if your crane is large enough and you can get enough room to swing it."

**Alex Kleider** of **California** wrote us this update: "June and I were in Great Britain in the Spring and timed it to spend a couple of days in Farham during the Guild meeting: it was fun to put some faces to names and to meet a few people I didn't know about. There are some real characters there; especially the fellow called Smith (can't remember his first name): an old guy with a beard.

Geoffrey Budworth is a lot younger than I expected. I bought his rhyme book and had him autograph it while I was there.

I also met Lindsey and one other member from you neck of the woods. The Americans seem to come to knotting from the sea but in Britain most of them seem to come to it from the Scouting movement. I found that a surprise."

**Clint Funk** of **Oregon** is planning to set up a knot display booth at a show in his area. He sends these details: "The date has been set for September 6<sup>th</sup>, 2003. The street fair is know as THE FISHERMAN'S FALL FESTIVAL, located at Fisherman's Terminal, south end of the Ballard bridge, Seattle, WA. Set up time is 7:30 to 8:30 AM. Knock down time is anytime between 7:00 to 9:30 PM. A salmon barbecue also takes place at the same time and place. Sounds like a big day.

A 10 foot by 10 foot awning and a banquet table will be provided."

*[Anyone in the Washington/Oregon area is asked to please come out to help man the booth. Many hands make light work!]*

Contact Clint Funk at (503) 435-1805.

*To those not in the area, feel free to send a knotted item for the display. The PAB is sending a bell rope to start things off but any other contributions would be most welcome - Editor]*

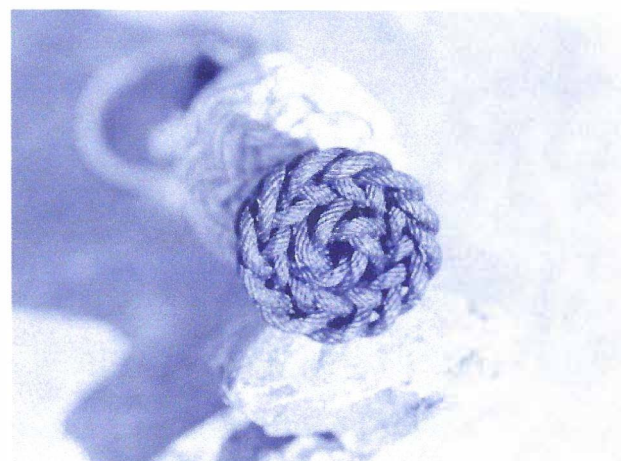
**Dan Callahan** of **Alaska** wrote to tell us this: "I have had so many requests for the Little Lump Knot that I have finally put them on the Internet! I put them on a few days ago and already have an email from someone who said they had no problems making one. I know I left out a lot of information but I'll answer/post questions as they come along."

To see how to make one of Dan's LKK key fob the web site address is:

<http://knotical-arts.com/knot.html>.

Dan Callahan also has a new email address:


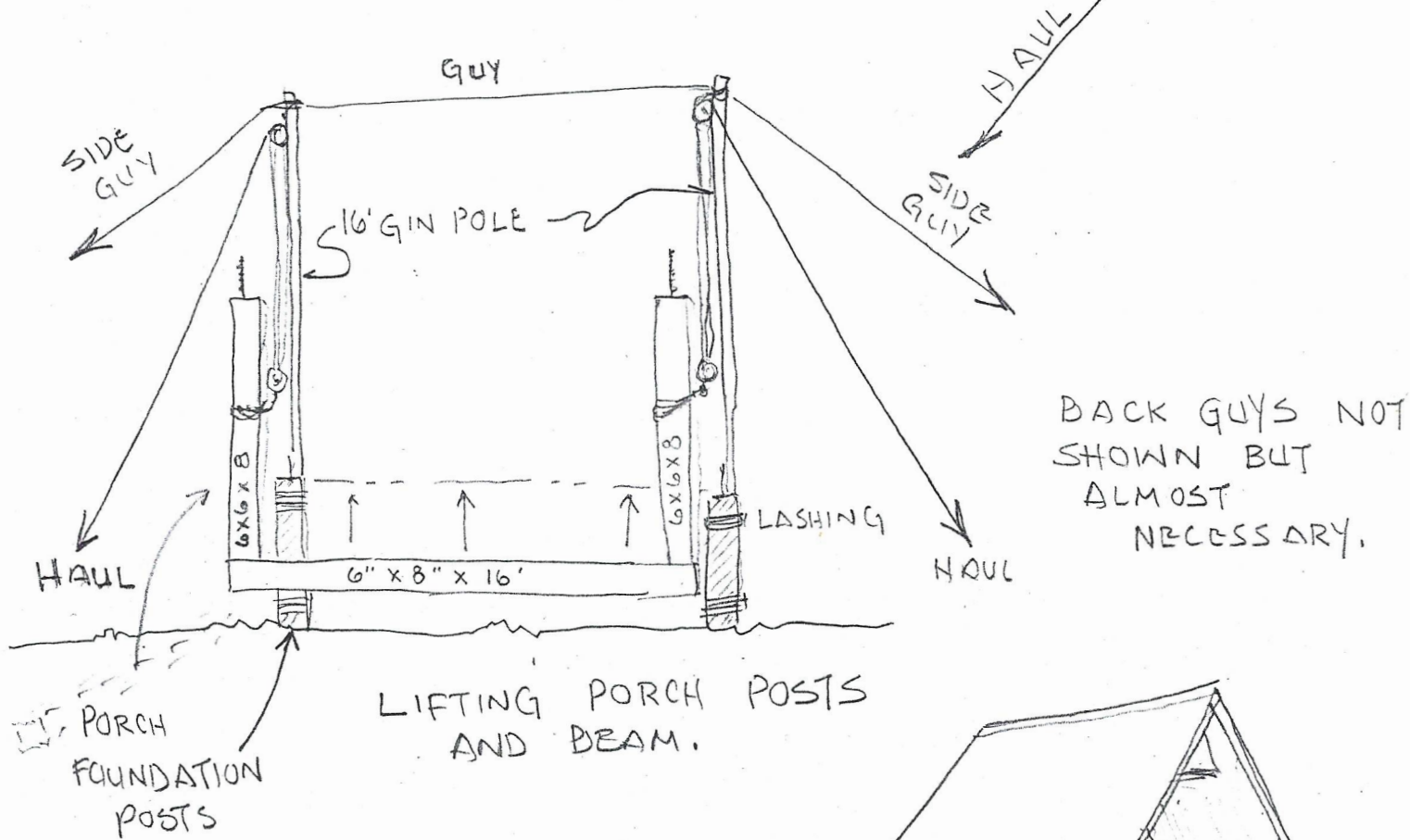
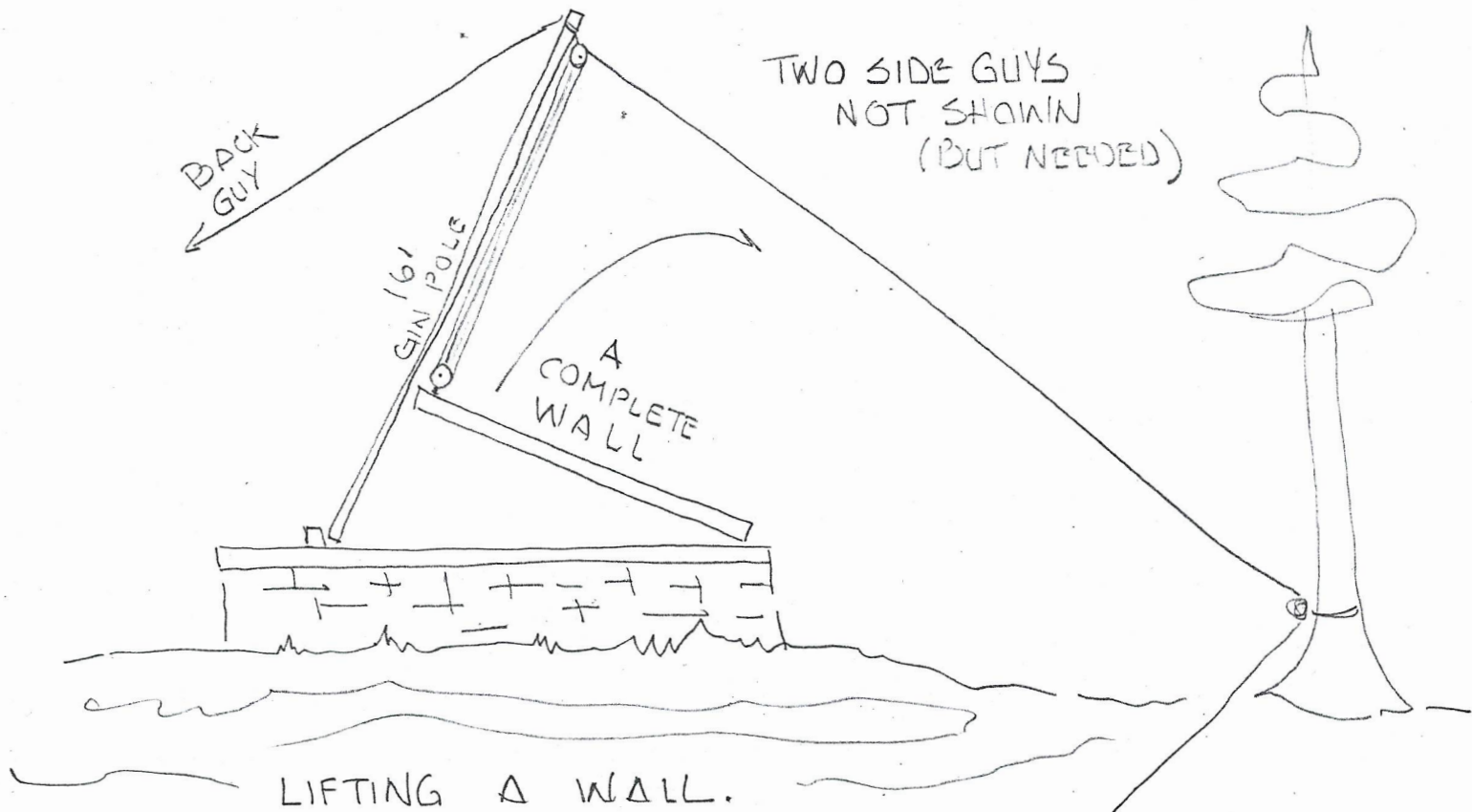
[knot\\_tyer@knotical-arts.com](mailto:knot_tyer@knotical-arts.com)



**An Ellen Knot**  
created buy Willy Willaert  
Nobressart, Belgium

**Roy Chapman** of **Washington** has been working constructing a cabin on his property over the past several months and he cleverly used tackle to raise the walls. This illustration gives some idea of how he accomplished this task.

Next Page ➡



R. CHAPMAN  
NOVEMBER, 2002



# What The Sailor Gave His Lady.

Some 1¼" manila<sup>1</sup> fell into my basement. I've been trying to come up with a creation to present to Miss Madonna for Valentine's Day. Maybe something with a True Lover's Knot<sup>2</sup>?

What would look better in 1¼" manila than a True Lover's Knot? The piece was sort of an oldie moldy. So, I cut off and whipped about 7', put it in a soapy bucket and scrubbed it with a brush. After a long dry it looked perfect.

ABOK #2421 is not rocket science to an ancient aficioknoto such as myself. I quickly found that tying<sup>3</sup> is simple but tightening is something altogether different. When I applied 17 stone + 6 pounds (my mass) against the knot nothing happened. Without resorting to pulling my house of its foundation, I was able to slightly tighten the knot. It still wasn't right.

Then Miss Madonna handed me the cork from her wine bottle and told me what I could do with it. The light came on! I cut it in half and shoved it in the hole in the knot. Tight enough! Shame on the rest of you for what you thought.

The idea of the gift is something sentimental but still salty. On each of the right hand legs, I tied a 3 x 5, three-stranded Turk's head, both equidistant (about 5") from the knot in the center. This 3 x 5 TH of #96 dainty cotton represents the Sailor's Lady.

Directly across, and centered on those knots is a 5 x 4, three-stranded Turk's head. This TH is made of heavier #120 cotton and represents the Sailor.

In order to prepare the knots for painting I gave all of them a liberal coat of shellac. Shellac dries quickly, penetrates well and is easy to clean up. It is a great sealer and prevents future coats of paint from bleeding.

Now is the time to decide how you will treat the rope ends. Mine are about 5 inches long. The TH act as whipping. I unwound each of the strands and used a pet slicker (sort of a brush with metal teeth) to get all the yarn going in the same direction. Take your time on this and it will fan out nicely. Wash it out with soap and brush it all out. Wrap it in rags to keep it relatively straight. Now if this was for me I would have tarred everything. But for Miss Madonna it had to be colorful.

I chose the colors of running lights to represent each of the lovers. Red for the red buoys on the right when returning, and what the sailor really wants to see waiting at the dock. And green to represent the Sailor.

I painted the #2421 gold. This took a quite a while and patience is not my long suit. I recommend that you mask the legs and spray paint the #2421. Then I painted the TH the appropriate red and green. I used Testors<sup>4</sup> model paint. You may want to thin it a bit if it goes on the knots too thick.

To bind the Sailor to his Lady tie an extended Spanish ring knot around the two TH, top and bottom. Carefully paint this gold to represent a wedding band. Depending on your lady's disposition this might not exactly knock her socks off. Accompanying it with chocolates might be a good idea.

Bob Solon  
rfsolon@worldnet.att.net

---

<sup>1</sup> The rope was manufactured by The Edwin H. Fitler Co., Philadelphia, PA, Established 1803. Do any of you have any information about the company?

<sup>2</sup> Ashley's Book of Knots, #2421

<sup>3</sup> No Limey 'y' here. My apologies to Editor Joseph Schmidbauer, but Clifford W. Ashley was a Yankee!

---

<sup>4</sup> #1124 green, #1103 red and #1144 gold.



### IGKT-PAB Meetings

Monthly Meetings are held at the Los Angeles Maritime Institute, which is right next door to the Los Angeles Maritime Museum, Berth 84, at the Foot of Sixth Street in San Pedro, California.

Our meetings are very informal affairs. Members come to show their latest knot project or to tell about a new twist on an old knotting trick.

The meetings are on the second Tuesday of each month (except July and August) from 7:00 to 9:00 PM.

Please come join us!

Members are also encouraged to contact knotters in their local area to enjoy the fellowship and share some string.



### **Knot News**

International Guild of Knot Tyers – PAB  
1805 Kingsford Drive  
Corona, CA 92880-7311 USA