

# Knot



# News

INTERNATIONAL GUILD OF KNOT TYERS - PACIFIC AMERICAS BRANCH

June 2003

Joseph Schmidbauer-Editor

Issue #39

## The Ellen Knot

by Gert "Willy" Willaert

The Ellen Knot is a conical footrope knot with a left- or right-handed spiral.

1998: I made some experiments with Tom Hall's "Sennit Rose Knot" and discovered a new conical footrope knot with a right-handed spiral that I named after my sister: ELLEN.

1999: The "Ellen Knot" was published for the first time in Pieter van de Griend's knot journal *Het Knoopeknauwertje* Number 19 of August 1999. (ISSN 1385-4267)



Exhibition: *A World Full of Knots*, Weert, Belgium. April - November 1999.


The Ellen Knot is a footrope knot and should be made on a core!

In the following pictures it is made with six parts on a core of crown knots.

Making the knot with 6 parts gives you a spiraled and conical knot!

Making the knot with 8 parts gives you a spiraled and straight knot!





- Turn back with all the parts alongside the core ! ( green arrow)
- Secure the parts, on equal distances, around the core ! (tiny blue rope)
- Make a wall knot ! So, you have 6 bights.

1

- Go to the end of the core : O - U - O - U - ...



2

- Now you double the knot without making a Crown knot ! (green arrow)




- Do not forget to get the tiny blue rope off your core ! (slide 1)
- Now you created 6 pairs of down-going parts ! (red circle)



**3**

- Work up, splitting pairs : O2 - U2 - O2 - U2




- Now you doubled your number of bights !
- With the last U2, bring out the parts under the cross ! (Black arrows)

**4**


- Here you see the completed frame of the Ellen knot !



- Push the whole knot to the end of the core ! (Green arrows)...








9


- Push the parts down the knot, between knot & core ! (Green arrow)



10

- Now you can start tightening the knot ! Work symmetrically !
- When you finished tightening, pull the parts down ! (Green arrows)

- *Here you see the completed knot, right before cutting off the end's !*



## **Brian's Memorial Fund**

### **Talking points**

#### **Purpose:**

The purpose of this proposal is to create a fund that will be available to the International Guild of Knot Tyers, hereinafter called the Guild, to strengthen its international ties by encouraging Guild members to travel beyond their national borders to visit and learn from knot tyers in other countries. The fund will allow the Guild to make monetary gifts, in the form of partial travel scholarships in order to defray the costs of travel, housing, and food for members who might not ordinarily be able to travel internationally.

#### **The Fund:**

It is hoped this fund, once established, will continue to grow by contributions from the Guild membership and can be invested in such a way to provide enough interest to allow one or two partial travel scholarships per year.

#### **Eligibility:**

Participation and eligibility in this program will be limited to members of good standing of the International Guild of Knot Tyers. The program will be announced to the Guild membership at large and individual members may make application for this assistance on their own behalf or may be nominated by other members. It is not intended for this assistance to fully subsidize a member's trip, only to defray the costs of travel, housing and meals. The member making application is expected to be working toward paying for the bulk of the trip. Application will be in the form of a letter and should be specific as to the country and event, if known, the member wishes to visit. The country to be visited must be other than the member's country of residence and the event, if known at the time of application, must be a Guild function. Any letter of application must be submitted to the Guild six (three??) months prior to the event.

#### **Selection:**

An international ad hoc panel shall be formed to consider the merit of the letters of application for this program. The members of this panel will be appointed by the Guild President, or the President's designee, and will serve at the pleasure of the Guild President. (A chairperson for this panel shall be appointed by the President...or...the panel shall nominate and elect a chairman who will report to the President.) The members of this panel will consider the application letters and communicate among themselves by telephone, email, or in small meetings, if possible, to arrive at a conclusion as expeditiously as possible. These deliberations shall be conducted with consideration to the privacy of the requestor so as not to embarrass a possible recipient or create any controversy for the Guild. Every effort should be made by the panel to complete their deliberations on a timely basis so as to allow the requestor time to complete travel plans.



### IGKT-PAB Meetings

Monthly Meetings are held at the Los Angeles Maritime Institute, which is right next door to the Los Angeles Maritime Museum, Berth 84, at the Foot of Sixth Street in San Pedro, California.

The meetings are on the second Tuesday of each month (except July and August) from 7:00 to 9:00 PM.

The next scheduled meeting is:  
September 9<sup>th</sup>, 2003.

Our meetings are very informal affairs. Members come to show their latest knot project or to share a new twist on an old knotting trick.

### Please come join us!

Members are also encouraged to contact knotters in their local area to enjoy the fellowship and share some string.

### **Knot News**

International Guild of Knot Tyers – PAB  
1805 Kingsford Drive  
Corona, CA 92880-7311 USA

